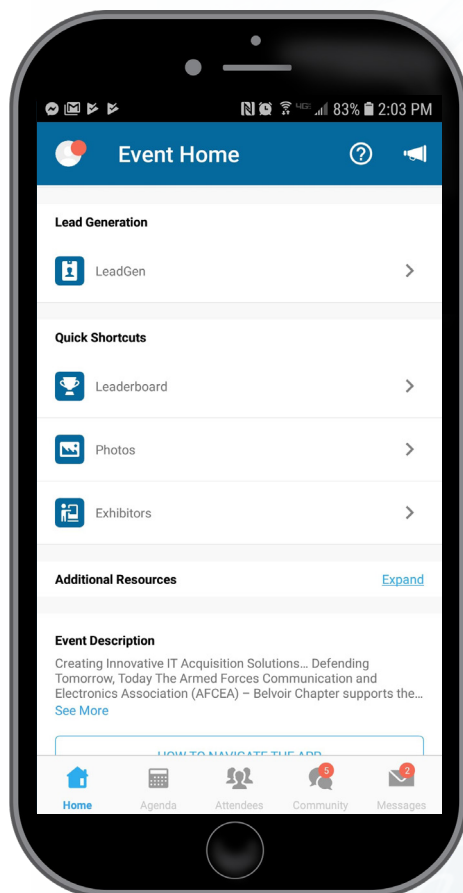



Lead Generation Resource

Thank you for registering for Lead Generation for the AFCEA Belvoir Industry Days. In order to use the Lead Generation, please download the Whova App and search for AFCEA Belvoir.

To begin using the Lead Generation, please follow the steps below.



On the Event Home Screen

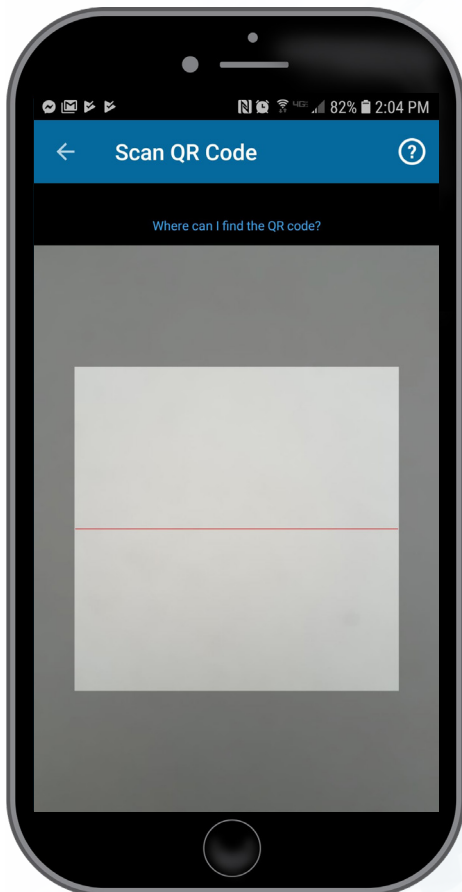
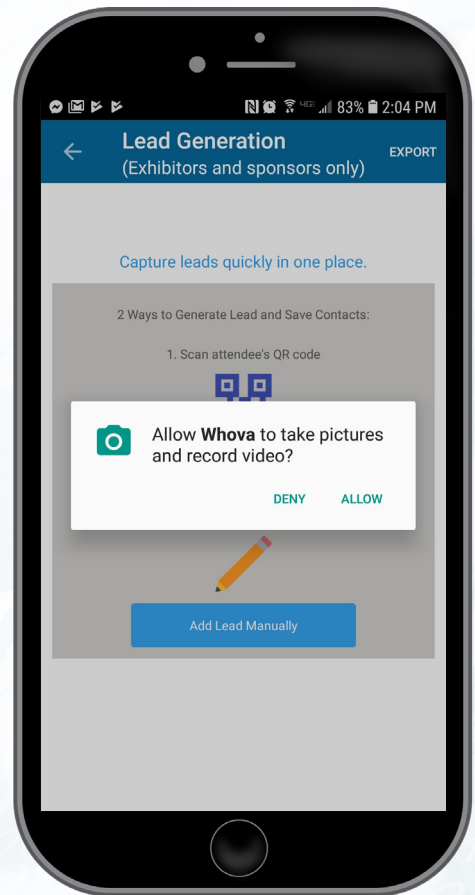
click on the section under the Map, Lead Generation Scan QR Code or Add Lead Manually.



Lead Generation Resource

Whova will prompt for access to your camera, please select “Allow”

Select to “Scan QR Code” or “Add Lead Manually”



If you select Scan QR Code the camera screen will open. Place the QR code from the name badge onto the screen and fit the QR code into the box on your phone screen. Once the code is scanned information will populate about the attendee, then click “ok”



Lead Generation Resource

If you select to Add Lead Manually

a new screen will open which allows the exhibitor to fill in lead information.

← Add Lead Manually

Full Name: *

Email Address: *

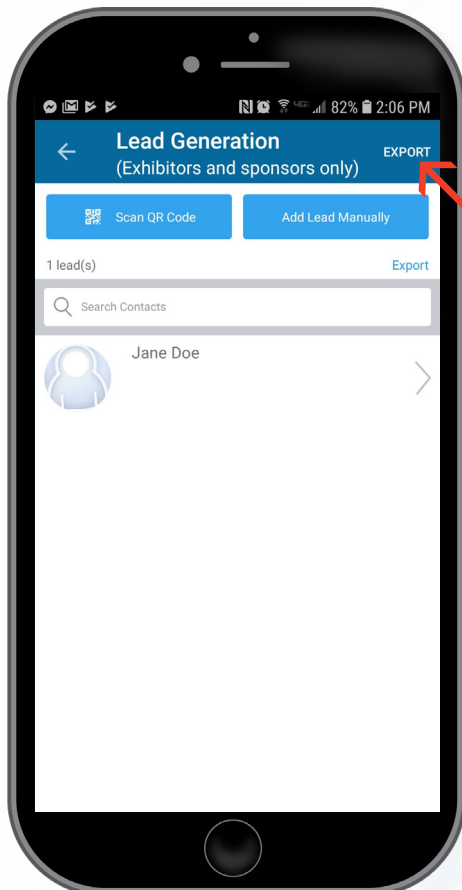
Phone Number:

Company:

Title:

Note:

SAVE



Export Leads On the Lead Generation Home Screen, click on the “Export” button and confirm the email address that leads should be sent to.

