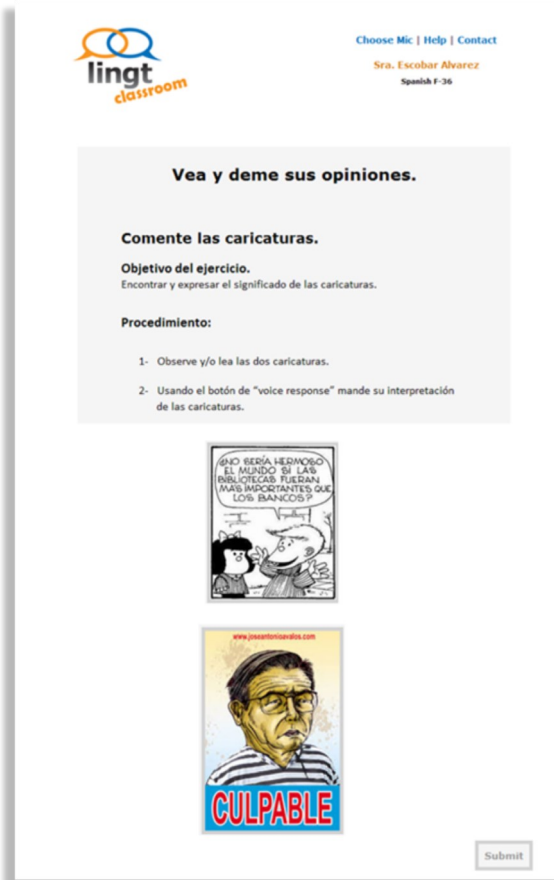


## Sample Activities

### Advanced

<http://lingtlanguage.com/mescobaralvarez/>

Give comments and/or opinions about the cartoons below.



The screenshot shows the Lingt Classroom website. At the top left is the logo "lingt classroom". To the right, it says "Choose Mic | Help | Contact" and "Sra. Escobar Alvarez Spanish F-36". The main content area has the heading "Vea y deme sus opiniones." followed by "Comente las caricaturas." and "Objetivo del ejercicio. Encontrar y expresar el significado de las caricaturas." Below that is "Procedimiento:" with two steps: "1- Observe y/o lea las dos caricaturas." and "2- Usando el botón de 'voice response' mande su interpretación de las caricaturas." There are two cartoon images: one with a speech bubble asking "¿NO SERÍA HERMOSO EL MUNDO SI LAS BIBLIOTECAS FUERAN MÁS IMPORTANTES QUE LOS BANCOS?" and another titled "CULPABLE" showing a man's face. A "Submit" button is at the bottom right.

## Sample Activities

### Intermediate

Watch videos and describe the scenes using the appropriate form in past tense (imperfect and/or preterit) .



The screenshot shows a video player interface. At the top, it says "Al estilo del cine mudo". Below that, it says "Vea el video y describa lo que pasó utilizando verbos en pretérito y en imperfecto." The video player shows a scene from "Chespirito 1994 - Al Estilo del Cine Mudo - Los...". Below the video, it says "Puede buscar el vocabulario necesario y/o tomar notas antes de grabar su respuesta." There is a speech bubble icon and a "Submit" button at the bottom right.

Let's start your own activities!

## Practicing Speaking Skills

Lingtlanguage.com

Give your students a voice online

FSI. Spanish Section



Presented by:

Maritza Escobar-Alvarez; AlvarezMN@state.gov

Technology LEARN. August 5th, 2014

## Practicing Speaking Skills

Lingtlanguage.com is a tool that gives your students a voice online.



Home | About Us | Contact | Blog  
Are you a foreign language teacher?  
signup

### Webtools for Language

Technology for where languages are learned best - the classroom.

**Lingt Classroom helps teachers enable their students to speak.**

- Create online assignments that make engaging and assessing spoken performance as natural as giving out a worksheet.
- Make oral exams that take a fraction of the time to administer and assess. Perfect for IB and AP preparation.
- Offer targeted feedback to individual responses to maximize student improvement.
- Incorporate video and images to create media and culture-rich exercises.
- Archive all your assignments and students' responses to reuse next

What are people saying about Lingt?

### How to Sign Up

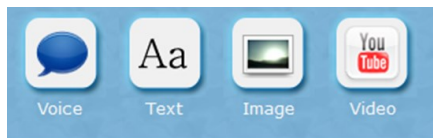
1. Go to [lingtlanguage.com](http://lingtlanguage.com)
2. Click on the "signup" button.
3. Fill in your information
4. Click "Sign Up" and you're done!

## How to Create an Assignment


1. On your homepage, click on "create assignment"



2. Make sure Lingt recognizes your microphone!
3. Give your assignment a title.
4. Click or drag and drop to add a text, images, videos, and/or voice recordings.



5. Images: Upload from your computer. Videos: Use YouTube links.
6. Click or drag and drop to indicate how students will perform the task (voice and/or text).

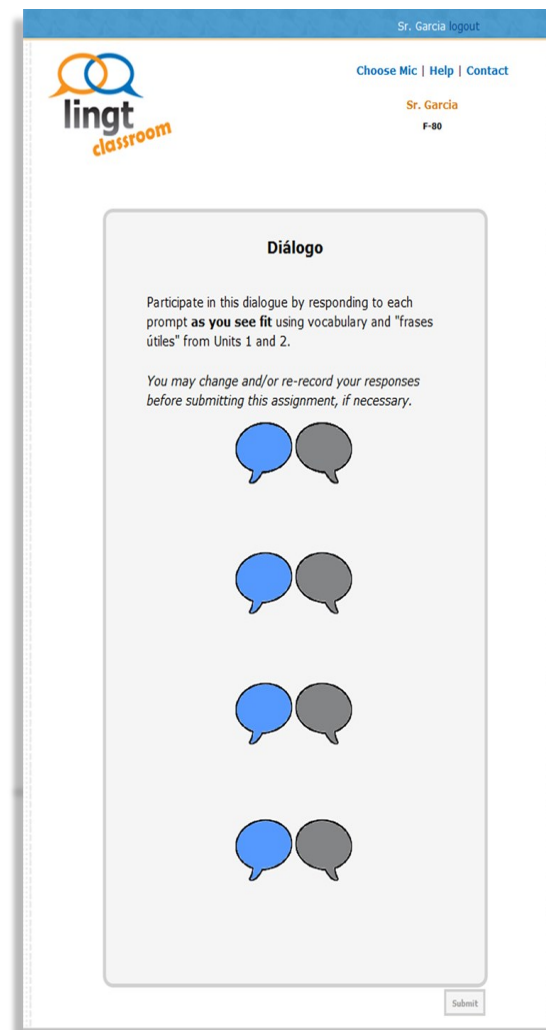


7. When you're finished, click "Save."
8. To make an assignment available, click "Assign to Class," then select the class and due date, and click "Assign."

## Sample Activities

### Beginners

Interactive guided dialogue between instructor and student.



Sr. Garcia logout  
Choose Mic | Help | Contact  
Sr. Garcia  
F-80

### Diálogo

Participate in this dialogue by responding to each prompt **as you see fit** using vocabulary and "frases útiles" from Units 1 and 2.

You may change and/or re-record your responses before submitting this assignment, if necessary.

Submit